

# UCS

est. 1967

Congratulations on your new UCS Cage purchase. Your dedication to excellence inspires our efforts to bring you the finest engineered and manufactured "Made in the U.S.A." products.


All UCS cages have a Lifetime Guarantee on all steel components.



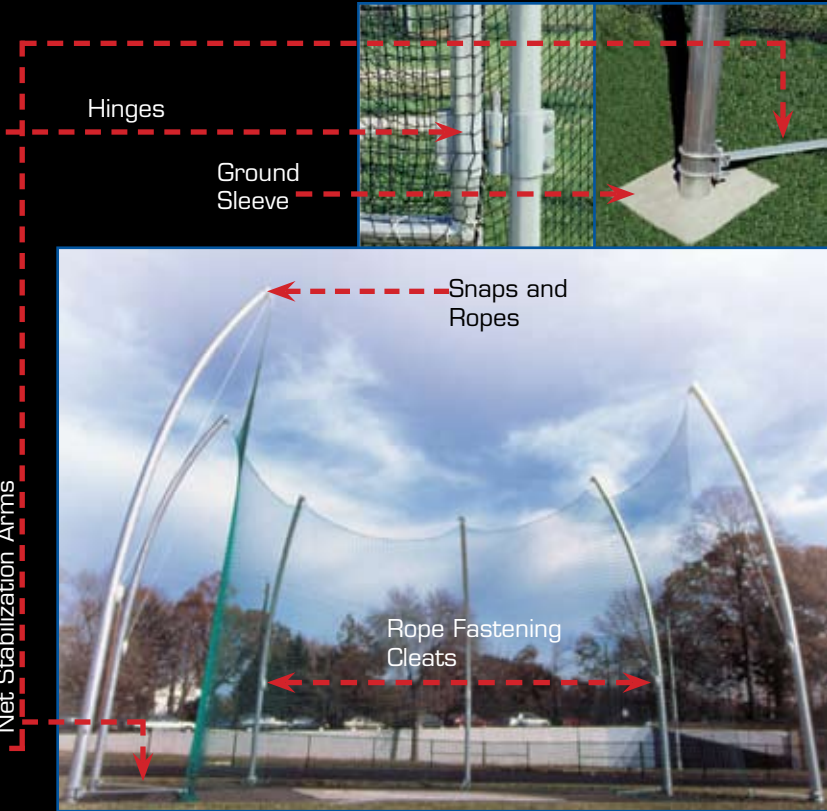
©UCS INC. 2008

## Replacement Parts

- Nets
  - Posts
  - Ground Sleeves
  - Wheels <per model cage>
  - Water Jugs for portable cages
  - Net Stabilization Arms
  - Rope Fastening Cleat
  - Door Hinges
- \* Call Factory for pricing.



1



**\*Contact Factory for replacement Frame parts.**

2

## How to Care for your UCS Cage

- All cages should be properly installed as per layout and general installation instructions.
- Cages are to be vacant during threat of inclement weather especially during lightning storms.
- Do not climb or hang from the cage.
- Doors should be in the locked position.
- Check the cage at the beginning and end of each season for loose parts, tighten when needed.
- Lower the net when not in use.
- Nets should be stored inside at the end of each season.
- Inspect the net for holes and deterioration prior to reinstalling.
- Do not cross throwing area when in use.
- Beware of surroundings, keep a safe distance from the cage when in use.



### **Congratulations!**

**You've made a sound investment by selecting UCS equipment. The innovative design and expert craftsmanship will enhance your facility, maximize safety, and improve the competitive experience for athletes, coaches, and spectators alike.**


**Feel free to contact us for assistance regarding maintenance, accessories, or upgrades. We welcome the opportunity to serve you.**

**Your UCS Team**



# UCS™

*Providing all you need to make  
premier facilities on time.*



**WWW.UCSSPIRIT.COM**  
**1.800.526.4856**