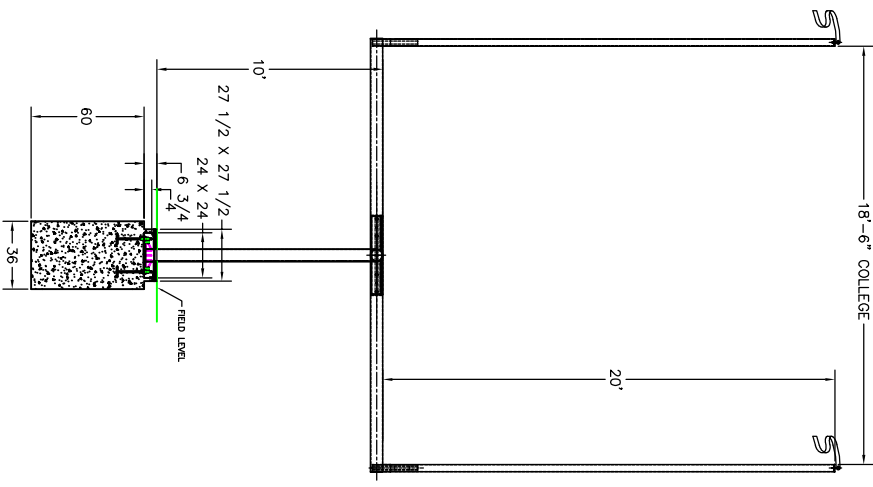
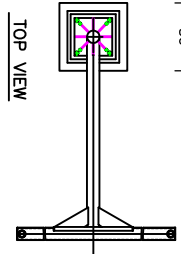
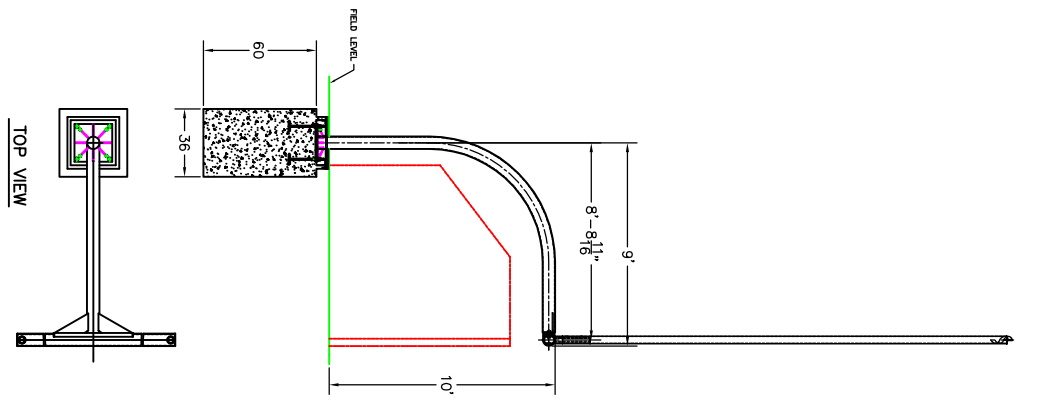


ZONE	REV	DESCRIPTION	DATE	APPROVED
8				
7				



NOTES:
1. WHEN INSTALLING CROSS BAR TAPPED HOLES FOR HARDWARE TO BE AT BACK OF GOAL POST

This drawing contains information proprietary to UCS Inc., any reproduction disclosure or use of this drawing is EXPRESSLY PROHIBITED unless agreed in writing by UCS Inc.

UCS		511 HOFFMAN RD. LINCOLNTON N.C. 28092		800-526-4856 www.ucsspirit.com	
UNLESS OTHERWISE SPECIFIED DIMENSIONS ARE IN INCHES TOLERANCES ARE: 1. FINISH ±.002 2. PUNCH ±.015 3. PUNCH ±.010		JOB NO.		TITLE	
MATERIAL:		APPROVALS		GOAL POST ASSEMBLY OFFSET 8' COLLEGE PLATE MOUNTING SYSTEM	
PROJECTIVE FINISH:		DATE		DWS NO. 751-7120	
		DRAWN BY: D. Keaton		SHEET 1 OF 1	
		CHECKED BY:		REV. A	
		CHECKED BY:			

