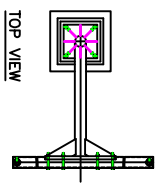
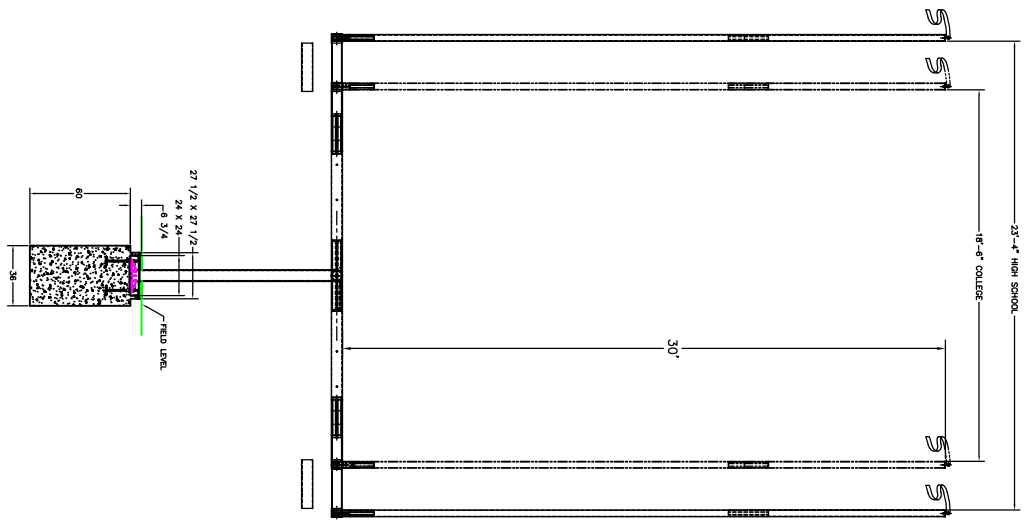
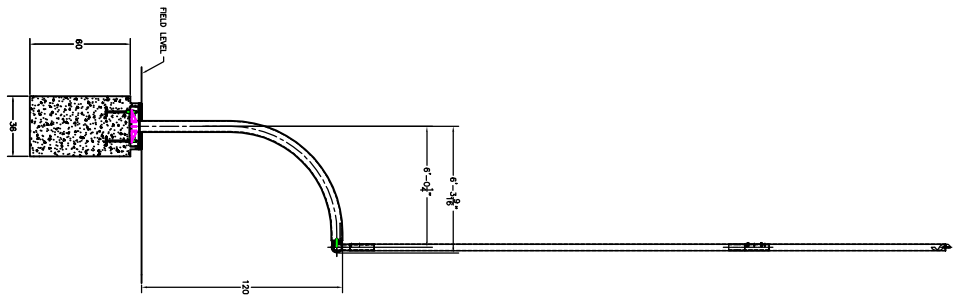


ZONE	REV	DESCRIPTION	DATE	APPROVED
8				
7				
6				
5				
4				
3				
2				
1				



- NOTES:
1. WHEN INSTALLING CROSS BAR TAPPED HOLES FOR HARDWARE TO BE AT BACK OF GOAL POST
  2. FOR COLLEGE ADJUST INWARD 29 INCHES FOR EACH UPRIGHT

This drawing contains information proprietary to UCS Inc., any reproduction disclosure or use of this drawing is EXPRESSLY PROHIBITED unless agreed in writing by UCS Inc.

UNLESS OTHERWISE SPECIFIED		JOB NO.	
DIMENSIONS ARE IN INCHES		APPROVALS	
1 PLACE ±.002	2 PLACE ±.010	DATE	DATE
TOLERANCE: ± 1/32"		DRAWN: D. Keaton	7-13-09
PROTECTIVE FINISH:		CHECKED: ENGINEER	CHECKED:
TITLE: GOAL POST ASSEMBLY		DIMS NO. 751-1130	
511 HOFFMAN RD. LINCOLNTON N.C. 28092		SHEET 1 OF 1	
SCALE: NONE		REV: A	