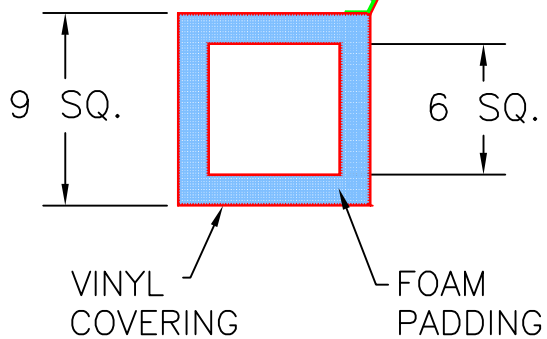
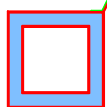
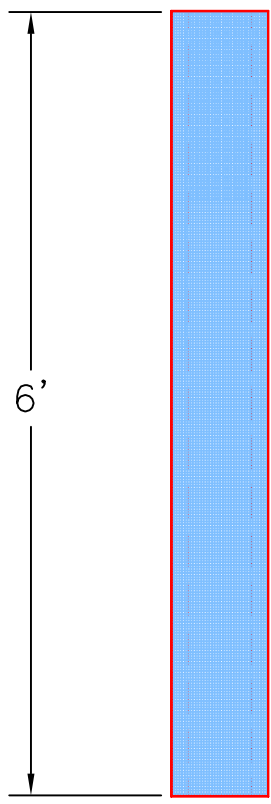


HEAVY DUTY
VELCRO CLOSURE
2' WIDE



SCALE 1:2

EXAMPLE 6" SQ. 6' HIGH
MODEL 260-0966



POST PADS Custom Sizes & Lettering Available	
PART NO.	SIZE
260-0966	6" SQ. x 6' HIGH
260-0986	8" SQ. x 6' HIGH
260-0916	10" SQ. x 6' HIGH
260-0926	12" SQ. x 6' HIGH

This drawing contains information proprietary to UCS Inc., any reproduction disclosure or use of this drawing is EXPRESSLY PROHIBITED unless agreed in writing by UCS Inc.

UNLESS OTHERWISE SPECIFIED		JOB NO.		UCS 511 HOFFMAN RD. LINCOLN TON N.C. 28092	
DIMENSIONS ARE IN INCHES		APPROVALS		TITLE	
LINEAR TOL: ANGULAR TOL:		DATE		SQUARE POST PAD	
1 PLACE ±.062 ± 1/2'		DRAWN D. Keaton 9-25-07		6" SQ. 6' HIGH	
2 PLACES ±.031		CHECKED		SIZE	
3 PLACES ±.010		ENGINEER		D	
MATERIAL:		CHECKED		FILE	
PROTECTIVE FINISH:		CHECKED		DWG NO.	
				260-0966	
				REV.	
				-	
				SCALE	
				NONE	
				SHEET 1 OF 1	